

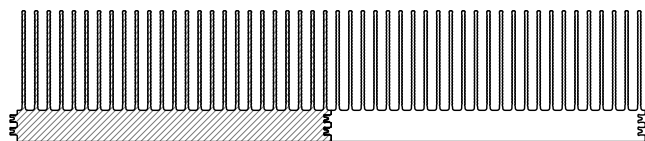
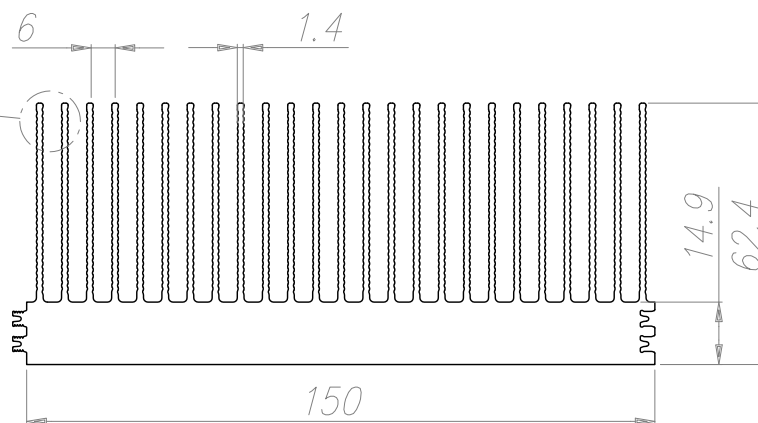
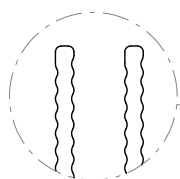
I 150

Peso Kg/m
Weight Kg/m 10.5

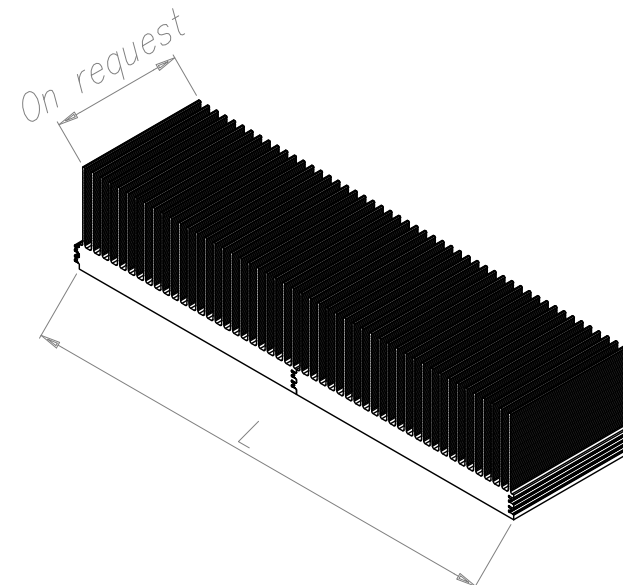
Rt °C/W 0.56

Lung. campione mm
Sample length mm 200

ONLY FOR
FORCED VENTILATION



Accoppia con se stesso



Ventilazione forzata
Forced ventilation

Rt °C/W 0.075

Velocità dell'aria in uscita (m/sec)
Outgoing air speed (m/sec) 5.0

Lung. campione mm
Sample length mm 200

ALL SIZES ARE SUBJECT THE TOLERANCE OF EXTRUSION

UNLESS OTHERWISE INDICATED, PIECES NOT IN COMPLIANCE WITH THE GENERAL PRESCRIBED TOLERANCES SHOULD NOT AUTOMATICALLY BE REFUSE WHEN THE FUNCTIONALITY OF THE PIECES HAS NOT BEEN COMPROMISED.

TUTTE LE DIMENSIONI SONO SOGGETTE ALLE TOLLERANZE DI ESTRUSIONE

SALVO INDICAZIONE CONTRARIA I PEZZI NON CONFORMI ALLE TOLLERANZE GENERLI PRESCRITTE NON DEVONO ESSERE AUTOMATICAMENTE RIFIUTATI QUANDO LA FUNZIONALTA' DEL PEZZO NON RISULTA COMPROMESSA.

Notes:

